

DSI[®]

DESIGNED SECURITY, INC.

1402 Hawthorne Street
Bastrop, Texas 78602
Phone: 800.272.3555
Fax: 512.321.9181
Email: dsi@dsigo.com
www.dsigo.com

Smarter Design, Tighter Security



USA Manufacturer



Optical Turnstiles
Full Height Mechanical Turnstiles
Tailgate Detection Devices
Door Alarms
Pushbutton/Keyswitches
Annunciators



For more information visit the website at www.dsigo.com

Optical Turnstiles

ES8300 Optical Turnstile with Barrier



Designed for use in building lobby applications where higher security, high speed throughput and interior aesthetics are priorities. The Optical Turnstiles with Barrier provide a visual as well as psychological barrier which communicates to pedestrians that authorization is required before entering the secured area. These units will monitor high throughput traffic flow of up to 30 people per minute per lane while optical sensors and barrier arms ensure only one person entry for each authorized I.D. card presented.

ES831 Barrier Arm Optical Turnstile




The ES831 Bi-directional Optical Turnstile with hands free barrier arms enhances the security of access control systems. The ES831 provides a visual as well as a psychological barrier while communicating to pedestrians that authorization is required to gain access to a facility or area. Where high speed pedestrian throughput and aesthetics are priorities, the ES831 barrier arm turnstile can grant access for up to 60 people per minute per lane and can be surfaced to match the interior of any lobby with standard or custom designs and finishes. Compatible with most reader and access control technology, they detect, deter, and report attempts to enter without a valid card or by "tailgating" behind authorized personnel.

Invisigate™ ES880 Glass Barrier Optical Turnstile



Designed for use in building lobby applications where higher security, high speed throughput and interior aesthetics are priorities. The Optical Turnstiles with Glass Barriers provide a visual as well as physical barrier which communicates to pedestrians that authorization is required before entering the secured area. The glass barriers can be configured for panels as high as 6'0" which provide a full height lockable barrier. These units will monitor high throughput pedestrian traffic flow of up to 60 people per minute per lane. The glass panels open in less than 1.5 second.

ES8100



Designed for lobby/entry applications where styling is important, the ES8100 Optical Turnstile provides aesthetically pleasing pedestrian passageways to controlled or restricted areas. These units will monitor high throughput pedestrian traffic flow of up to 60 people per minute per lane, while optical sensors ensure only one person enters for each authorized I.D. card presented.

Optical Turnstiles

ES810/ES811 Optical Turnstile



The ES810/811 Optical Turnstiles form pedestrian walkways to controlled areas and are typically used in upscale lobby entrances where high security, high-speed throughput and interior aesthetics are priorities. These single or bi-directional pedestrian control devices are used with the access control system to prevent tailgating and to grant or deny access into a facility. Normally used in conjunction with a guard station, these optical turnstiles can grant access for up to 60 people per minute per lane. Sleek bollard designs can be surfaced to match the interior of any lobby with standard or custom designs and finishes.

ES8500 Optical Turnstile



The ES8500 Compact Optical Turnstile provides high-security benefits, solves space limitation and budget restriction issues. These compact pedestals form pedestrian walkways to controlled areas and they will monitor high throughput pedestrian traffic flow for up to 60 people per minute per lane. Sensors ensure only one person enters for each authorized I.D. card that is presented, thus eliminating "tailgating." Compatible with most reader technologies and access control systems, each individual must be granted access by the facility's access control system in order to pass between the pedestals without activating an alarm.

ES860 Canister Style Optical Turnstile



The ES860 Compact Optical Turnstile provides high-security benefits, solves space limitation and budget restriction issues. These compact pedestals form pedestrian walkways to controlled areas and they will monitor high throughput pedestrian traffic flow for up to 60 people per minute per lane. Sensors ensure only one person enters for each authorized I.D. card that is presented, thus eliminating "tailgating." Compatible with most reader technologies and access control systems, each individual must be granted access by the facility's access control system in order to pass between the pedestals without activating an alarm.

ES820/ES821 Optical Turnstile Components



The ES820 series Optical Turnstile Component Package is offered for installations where the walkway bollards are to be fabricated in the field. This approach is useful when the architectural design dictates the need to integrate the optical turnstile directly into existing furniture/fixtures or when local finish materials have been specified for the bollards. The compact design of the various components facilitates the design and fabrication of the bollards. Designed Security, Inc. engineering staff offers assistance in the placement and use of the components.

Smarter Design, Tighter Security

Mechanical Turnstiles & Gates

Full Height Turnstiles



Our full height mechanical units are engineered to meet the most-demanding security and control requirements. They can function as stand-alone units or as part of an integrated system, be fitted for any application with leading edge technology and features, and integrate with most card reader systems and biometrics. We also offer full height ADA gates.

Our waist high turnstiles and ADA gates can be found across the globe at top pro sports venues, embassies, universities and retail sites. From basic carbon steel tripod turnstiles to sophisticated stainless steel waist high turnstiles with wood laminate tops, we have a solution for all your needs. We offer portable turnstiles that can count (for convention centers and state fairs), coin and bill acceptor turnstiles for venues and border areas and, ticket storage turnstiles. We also offer matching waist high ADA gates to complete any turnstile installation.



Waist High Turnstiles

Tailgate Detection Devices



Entry Sentry ES5200 Tailgate Detection System - Entry Sentry ES5600 Tailgate Detection System with Voice



Affordable, versatile, and easy to install, Entry Sentry uses 32 infrared sensors to detect tailgating through any door or hallway. The system includes a built-in door prop timer and a state-of-the-art sounder to set off an alarm when more than one person enters at a time. Entry Sentry can also be configured to trigger local or remote alarms. Its advanced sensor technology recognizes inanimate objects, while adjustable sensitivity helps eliminate false alerts. This smart and simple solution runs on 12 or 24 VDC. With diagnostics to help troubleshoot the access control system and a form "c" relay to control the lock, it integrates easily with other access control systems.

Designed Security, Inc.

Door Alarms

DOOR MANAGEMENT PRODUCTS

All of Designed Security, Inc.'s door management products are compatible, complementary components to any access control system. They can enhance the level of security at any door and are visually as unobtrusive as a thermostat on the wall.

No matter what access control system is used by the facility, door-propping (creating unauthorized entry/exit points) is a common problem that causes security personnel to be constantly dispatched for nuisance alarms. DSI's door management products were developed out of the need to help resolve these common access control issues.

The units can be used to activate peripheral devices, such as, dialers, door locks, and cameras and can be keyed to match a building owner's master key system.

DSI provides custom services and private labeling to meet the specific need of clients within this rapidly changing security market.

ES411 Door Prop Alarm



The ES411 series provides a unique solution to the common security problem of doors being propped or held open. Used as a stand-alone product or tied to any access control system, these devices encourage users to keep secured doors closed while reducing the number of false alarms for the security staff. The ES411 provides local and remote notification of security breaches and has an adjustable time delay of 0-60 seconds.

ES4200 Door Management Alarm (DMA)



The ES4200 DMA (an enhanced version of our Legacy ES420 series) is a uniquely designed product that combines all of the features of our ES423, ES425 and ES426 product line along with Form C output contacts, field configurable timing settings and the power flexibility of 12 to 24 VAC/VDC. Now one product meets all of your door management needs. The ES4200 is now available with an optional tamper switch.

ES4300A Exit Alarm (EA)



The ES4300A series, used as a stand-alone device or tied to any access control system, provides security for emergency exits. This device activates a local audible alarm and a remote alarm contact when an exit violation occurs. Once triggered, the ES4300 remains in alarm until reset by the auto reset feature, the integral key switch or remotely through a dry contact. The ES4300A is now available with an optional tamper switch.

ES4600 Voice Prompt Door Management Alarm



The ES4600 Series, used as a stand-alone device or tied to an access control system, utilizes voice annunciation for alarms along with all of the features and capabilities of our ES4200 Series. It has the ability to allow authorized users through a monitored door with adjustable timings for valid access, pre-alarm and auto reset after an alarm has occurred and will also react to door prop conditions along with sensing forced door violations. This unique and effective solution encourages users to follow security procedures at monitored doors while keeping false alarms to a minimum. The ES4600 is now available with an optional tamper switch.

Smarter Design, Tighter Security

Door Alarms

ES300 Battery Operated Door Prop Alarm



The ES300 Series Battery Powered Door Prop Alarm is designed for applications where doors may be used for egress or ingress, but may not be held or propped open. Door open times from 1 second to 2 minutes (15 second default) are field selectable. The smaller size makes installation quick and easy.

- **Optional Features**

- Weatherized
- Mortise cylinder
- 9 VDC battery

ES500 Battery Operated Exit Alarm




This low cost, self-contained door alarm with piezo horn sounds to warn of unauthorized use of a door or gate. It has a Secure, tamper resistant housing. Installation is quick, and easy, saving you time and money.

- **Optional Features**

- Weatherized
- Mortise cylinder
- 9 VDC battery

Pushbuttons / Keyswitches

ES440 Pushbutton Controls



The ES440 series consist of button control devices for use in access control applications such as emergency exits, lock release, and request to exit applications. These units are complementary to any access control system or they may be used as a stand-alone device. "PUSH TO EXIT", "HANDICAP", and "EMERGENCY" silkscreened labels as well as custom text printing is available.


ES450 Keyswitch Controls



The ES450 series consist of key switch control devices for use in access control applications such as alarm shunting or a system override. Custom screening and faceplates are available.

Annunciators & Control Panels

ES600 Annunciators



The ES600 series annunciators provide an efficient means of displaying the state of security devices throughout a monitored facility. They serve to provide visual and audible indication of alarms as they occur, giving security personnel the ability to monitor a large complex from a single location. The ES600 series uses a modular concept to provide alarm monitoring in a compact and economical package. Standard and optional control electronics are organized into four zone modules, which can be grouped to provide a wide range of monitoring capabilities.

ES750 Rack Control Panels



The ES750 series rack control panels are custom designed and fabricated to meet each customer's unique specifications. Mounted in a standard 19" rack panel (ANSI/EIA RS-310-C-77), numerous control devices and annunciation devices are available. Anodized aluminum construction with silk-screened text is standard and custom materials and finishes are available. Desktop control panels are also available upon request.

ES760 Knee Space Unit

This sturdy and compact unit installs well in small or concealed areas. Available with pushbutton or barrel key switch



Access Control Accessories

Turnstile Accessories & Options



- **Locking Arms**
- **Visitor Badge Return**
- **Voice Option**
- **Power Supply**
- **Random Search**
- **Floor Plates**
- **Visitor Bar Code Reader**
- **Glass Infills**

Smarter Design, Tighter Security

DSI[®]

DESIGNED SECURITY, INC.

A Detex Company



1402 Hawthorne Street
Bastrop, Texas 78602
Phone: 800.272.3555
Fax: 512.321.9181
Email: dsi@dsigo.com
www.dsigo.com



Smarter Design, Tighter Security